

# Cassels Brock & Blackwell LLP

---

## Remote Access Instructions

- 1 Launch your Internet browser and connect to the Cassels Brock Remote Access website:  
<http://remote.casselsbrock.com>



- 2 Enter your Cassels Brock account for the User Name field.  
Example for **mbonner**:

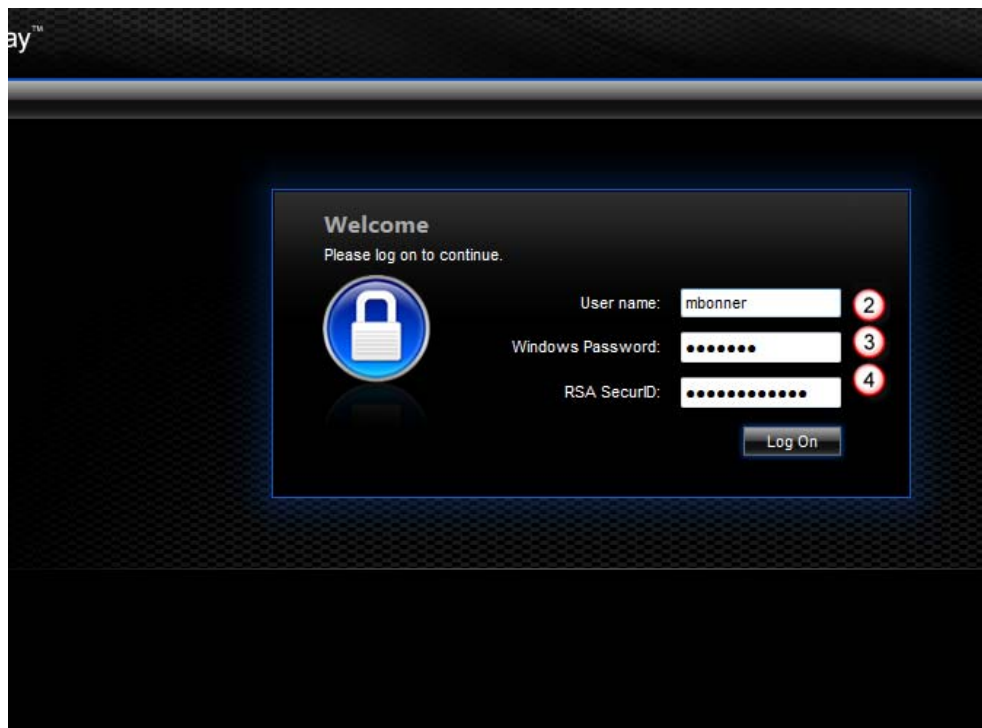
User name:



- 3 Enter your Cassels Brock password for the Password field.  
Example: **[your personal password]**

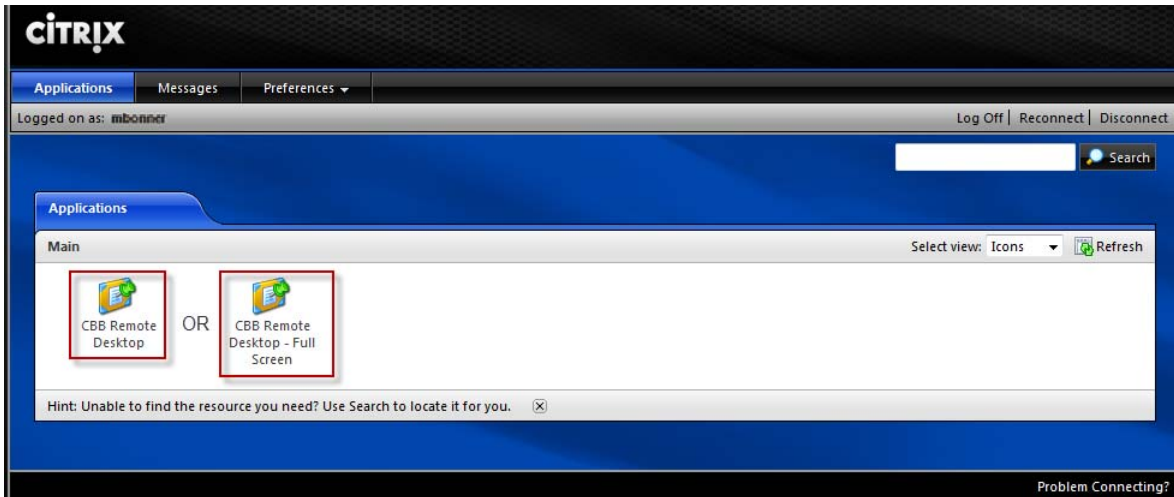
Windows Password:


- 4 Enter your secure 4-digit PIN + the 8-digit RSA token.  
Example:  
**RSA SecurID Hard Token:** If your PIN is **9999** and your RSA token reads **12345678**, then you should enter: **999912345678**  
**RSA SecurID Soft Token:** If your PIN is **9999** and your RSA token reads **12345678**, then you should enter: **12345678**

RSA SecurID:



Click  to launch a Citrix session. If you desire a session to fill your monitor click . You may need to try both icons to see which option you prefer.



When your work is complete please make sure to click the **Log Off** button on the  menu to cleanly close your Citrix session.

